



February 25 - 27, 2011 Phillip Island, Australia

# SUPPORT CLASS RESULTS



QBE AUSTRALIAN SUPERBIKES / LINFOX PROSTOCK 1000



## Practice 1

Date: 24/02/11  
Event: P04  
Weather: Partly cloudy - Temp: 18.6C  
Track: Dry - Temp: 47.5C

Started at: 16:15:07  
Laps: 20 Min  
Starters: 32  
Printed at: 16:43

## FASTEST LAPS

Pos	No	Gr	Name	Class	Machine	Fastest Lap	On Lap	Behind Prev	Behind Leader
1	14	A	Glenn ALLERTON (VIC) / Procom Racing	SB	BMW S 1000 RR	1:34.354	8 of 8		
2	47	A	Wayne MAXWELL (VIC) / Team Honda Racing	SB	Honda CBR-RR	1:34.595	5 of 5	.241	.241
3	17	A	Troy HERFOSS (VIC) / Team Suzuki	SB	Suzuki GSX-R	1:35.001	10 of 11	.406	.647
4	27	A	Jamie STAUFFER (NSW) / Team Honda Racing	SB	Honda CBR-RR	1:36.050	8 of 8	1.049	1.696
5	11	A	Craig COXHELL (VIC) / Demolition Plus Gas Honda	SB	Honda CBR	1:36.211	9 of 11	.161	1.857
6	6	A	Robert BUGDEN (QLD) / Team Mack Trucks Suzuki	SB	Suzuki GSX-R	1:36.253	11 of 12	.042	1.899
7	86	A	Beau BEATON (NSW) / North Coast V-Twins	SB	Ducati 1198 R	1:36.287	4 of 10	.034	1.933
8	12	A	Ben ATTARD (QLD)	SB	Aprilia RSV4	1:36.707	7 of 7	.420	2.353
9	18	A	Ben HENRY (QLD)	SB	Suzuki GSX-R	1:37.597	5 of 9	.890	3.243
10	45	A	Kris McLAREN (VIC) / Kirk McCarthy Memorial Award	SB	Honda CBR-RR	1:38.221	4 of 10	.624	3.867
11	32	A	Cole ODENDAAL (NSW) / NSW Compensation Lawyers / GAS Honda Racing	SB	Honda CBR-RR	1:38.290	4 of 9	.069	3.936
12	65	B	Cru HALLIDAY (NSW)	PS	Yamaha YZF-R1	1:39.053	5 of 10	.763	4.699
13	54	A	Adam CHRISTIE (SA)	SB	Honda CBR-RR	1:40.101	5 of 9	1.048	5.747
14	20	C	Matthew WALTERS (NSW)	PS	Kawasaki ZX10R	1:41.283	7 of 9	1.182	6.929
15	38	C	Linden MAGEE (QLD)	PS	BMW S 1000 RR	1:41.808	5 of 8	.525	7.454
16	68	A	Andrew ORD (VIC) / Ords Motorcycles	SB	Suzuki GSX-R	1:42.052	4 of 7	.244	7.698
17	3	B	Phil LOVETT (NSW) / KTM Australia	PS	KTM RC8R	1:42.640	3 of 10	.588	8.286
18	55	C	Brett KITCHIN (QLD)	PS	Kawasaki ZX10R	1:42.809	2 of 6	.169	8.455
19	35	A	John PHELAN (VIC) / Mornington Kawasaki	PS	Kawasaki ZX10R	1:43.055	3 of 5	.246	8.701
20	43	A	Daniel MOULTON (VIC) / Mornington Kawasaki	PS	Kawasaki ZX10R	1:43.477	7 of 9	.422	9.123
21	26	B	Michael JEFFERY (NSW)	SB	Yamaha YZF-R1	1:44.602	8 of 8	1.125	10.248
22	64	B	Chris KNOX (NSW)	PS	BMW S1000RR	1:44.674	4 of 11	.072	10.320
23	17a	B	Sam HEATH (QLD)	PS	BMW S 1000 RR	1:44.802	7 of 10	.128	10.448
24	49	C	Garry VAN DIGGELE (NSW)	PS	Honda CBR-RR	1:45.541	9 of 11	.739	11.187
25	23	C	Scott YATES (NSW) / City Bikeworx	PS	Kawasaki ZX10R	1:45.814	7 of 7	.273	11.460
26	58	A	Anthony QUINN (NSW)	PS	Yamaha YZF-R1	1:46.164	7 of 8	.350	11.810
27	50	A	John ROSS (NZ)	PS	BMW S 1000 RR	1:46.410	10 of 10	.246	12.056
28	52	C	Ryan YANKO (QLD)	PS	Honda CBR-RR	1:47.205	4 of 7	.795	12.851
29	22	C	Nathan HOUTERMAN (QLD)	PS	Honda CBR-RR	1:47.901	7 of 11	.696	13.547
30	15	B	Ben NICOLSON (VIC) / Elliott Bros	PS	Kawasaki ZX10R	1:48.731	6 of 6	.830	14.377
31	33	B	Hamish McMURRAY (ACT)	PS	Honda CBR-RR	1:49.809	7 of 9	1.078	15.455
32	99	B	Doug HALL (VIC) / Bendigo Yamaha	PS	Honda CBR-RR	2:05.007	1 of 1	15.198	30.653

Current qualifying record for SBK class - 1:32.581 by Wayne MAXWELL (VIC) on a Honda CBR RR set on 27/11/09

Current qualifying record for PS class - 1:37.125 by Ben HENRY (WA) on a Suzuki GSXR set on 04/12/10

Chief Time Keeper - Scott Laing

Clerk of Course - Peter Smith

Computime Race Timing Systems Pty Ltd © 1996-2008  
Licensed to Computime Race Timing Systems

[www.computime.com.au](http://www.computime.com.au)

COMPUTIME RACE TIMING SYSTEMS PTY LTD

9 Timber Lane, Glen Waverley, Vic 3150. Ph : 0418 17 13 17

E-mail : [scott@computime.com.au](mailto:scott@computime.com.au)





February 25 - 27, 2011 Phillip Island, Australia

# SUPPORT CLASS RESULTS



QBE AUSTRALIAN SUPERBIKES / LINFOX PROSTOCK 1000



Date: 24/02/11  
Event: P04  
Weather: Partly cloudy - Temp: 18.6C  
Track: Dry - Temp: 47.5C

## Practice 1

Started at: 16:15:07  
Laps: 20 Min  
Starters: 32  
Printed at: 16:43

## LAP TIMES

No	Name	Lap 1	Lap 2	Lap 3	Lap 4	Lap 5	Lap 6	Lap 7	Lap 8	Lap 9	Lap 10	Lap 11	Lap 12
17a	Sam HEATH (QLD)	1:55.818	1:45.049	1:45.282	1:46.183	1:46.245	1:45.311	<b>1:44.802</b>	3:25.479	1:53.511	1:45.719		
3	Phil LOVETT (NSW)	1:59.796	1:43.897	<b>1:42.640</b>	1:44.201	1:43.571	1:44.385	1:44.901	1:44.533	1:43.944	1:43.831		
6	Robert BUGDEN (QLD)	1:53.222	1:38.783	1:38.149	1:37.023	1:36.630	1:37.281	1:49.956	1:37.370	1:36.953	1:36.375	<b>1:36.253</b>	1:37.281
11	Craig COXHELL (VIC)	1:54.280	1:39.086	1:36.856	2:40.893	1:54.672	1:37.756	1:37.541	1:37.389	<b>1:36.211</b>	1:36.443	1:36.217	
12	Ben ATTARD (QLD)	1:51.316	1:39.118	1:37.935	1:37.226	3:42.972	1:47.898	<b>1:36.707</b>					
14	Glenn ALLERTON (VIC)	1:49.045	1:35.563	1:35.384	3:07.198	1:41.607	4:04.066	1:41.871	<b>1:34.354</b>				
15	Ben NICOLSON (VIC)	2:02.619	1:50.875	1:48.806	2:44.637	2:02.674	<b>1:48.731</b>						
17	Troy HERFOSS (VIC)	1:52.129	1:36.560	1:37.037	1:35.658	1:45.348	1:35.665	4:18.421	1:43.993	1:35.162	<b>1:35.001</b>	1:42.810	
18	Ben HENRY (QLD)	1:53.230	1:40.441	1:38.400	1:37.666	<b>1:37.597</b>	1:37.954	1:38.378	1:38.286	1:38.270			
20	Matthew WALTERS (NSW)	2:03.139	1:45.674	1:41.435	1:41.816	2:46.565	1:59.749	<b>1:41.283</b>	5:02.181	1:49.973			
22	Nathan HOUTERMAN (QLD)	2:09.310	1:53.254	1:50.602	1:49.780	1:49.453	1:48.612	<b>1:47.901</b>	1:49.407	1:51.273	1:50.504	1:48.786	
23	Scott YATES (NSW)	2:03.535	1:48.677	1:47.078	1:46.230	5:50.629	2:03.046	<b>1:45.814</b>					
26	Michael JEFFERY (NSW)	1:55.853	1:46.775	1:46.103	1:45.598	1:47.331	1:44.753	1:44.954	<b>1:44.602</b>				
27	Jamie STAUFFER (NSW)	1:47.685	4:23.234	1:44.978	1:36.340	3:33.105	1:44.436	1:36.782	<b>1:36.050</b>				
32	Cole ODENDAAL (NSW)	1:52.432	1:40.253	1:38.711	<b>1:38.290</b>	2:55.133	2:19.487	2:07.745	1:40.641	1:39.515			
33	Hamish McMURRAY (ACT)	2:13.912	2:01.059	1:54.443	1:52.804	1:51.325	1:51.479	<b>1:49.809</b>	1:50.385	1:52.686			
35	John PHELAN (VIC)	1:56.834	1:43.378	<b>1:43.055</b>	1:44.429	1:43.909							
38	Linden MAGEE (QLD)	1:57.412	1:43.400	1:42.246	1:42.216	<b>1:41.808</b>	4:40.484	1:56.063	1:43.925				
43	Daniel MOULTON (VIC)	2:03.051	3:03.475	1:54.614	1:44.510	1:45.979	1:44.007	<b>1:43.477</b>	4:32.642	1:57.006			
45	Kris McLAREN (VIC)	1:51.729	1:39.513	1:38.429	<b>1:38.221</b>	2:51.004	1:51.745	1:41.111	1:38.507	2:20.785	1:47.586		
47	Wayne MAXWELL (VIC)	6:55.774	6:06.322	1:44.376	1:35.586	<b>1:34.595</b>							
49	Garry VAN DIGGELE (NSW)	2:04.431	1:46.801	1:59.342	1:47.013	2:43.198	1:48.139	1:47.433	1:47.828	<b>1:45.541</b>	1:47.342	1:47.089	
50	John ROSS (NZ)	2:10.939	2:03.247	1:53.775	1:51.668	1:52.354	1:52.962	1:51.221	1:48.327	1:46.906	<b>1:46.410</b>		
52	Ryan YANKO (QLD)	2:04.752	5:28.190	1:58.136	<b>1:47.205</b>	3:45.832	1:59.720	1:47.467					
54	Adam CHRISTIE (SA)	1:56.474	1:44.367	5:27.242	1:49.925	<b>1:40.101</b>	1:41.317	1:40.531	2:32.043	1:49.422			
55	Brett KITCHIN (QLD)	1:43.872	<b>1:42.809</b>	1:43.838	9:19.192	1:51.780	1:59.907						
58	Anthony QUINN (NSW)	2:06.890	1:47.749	1:47.701	3:37.917	2:01.104	1:47.140	<b>1:46.164</b>	1:46.522				
64	Chris KNOX (NSW)	2:04.775	1:44.845	1:45.396	<b>1:44.674</b>	1:46.547	1:46.356	1:48.239	1:45.537	1:45.176	1:48.103	1:47.790	
65	Cru HALLIDAY (NSW)	1:52.263	1:39.684	1:39.992	1:40.071	<b>1:39.053</b>	3:20.979	1:50.824	1:45.423	2:26.069	1:49.073		
68	Andrew ORD (VIC)	2:01.223	1:45.699	1:42.957	<b>1:42.052</b>	1:42.907	1:42.655	1:45.551					
86	Beau BEATON (NSW)	1:48.911	1:36.893	1:36.396	<b>1:36.287</b>	3:46.441	1:46.886	1:36.422	1:37.302	1:37.601	1:36.976		
99	Doug HALL (VIC)	<b>2:05.007</b>											

*Scott Laing*  
Chief Time Keeper - Scott Laing

*Peter Smith*  
Clerk of Course - Peter Smith

Computime Race Timing Systems Pty Ltd © 1996-2008  
Licensed to Computime Race Timing Systems


[www.computime.com.au](http://www.computime.com.au)

COMPUTIME RACE TIMING SYSTEMS PTY LTD

9 Timber Lane, Glen Waverley, Vic 3150. Ph : 0418 17 13 17

E-mail : [scott@computime.com.au](mailto:scott@computime.com.au)





February 25 - 27, 2011 Phillip Island, Australia

# SUPPORT CLASS RESULTS



# QBE

## QBE AUSTRALIAN SUPERBIKES / LINFOX PROSTOCK 1000



Date: 24/02/11  
Event: P04  
Weather: Partly cloudy - Temp: 18.6C  
Track: Dry - Temp: 47.5C

### Practice 1

Started at: 16:15:07  
Laps: 20 Min  
Starters: 32  
Printed at: 16:43

### FASTEST LAPS SEQUENCE

Race Time	No	Name	Machine	Fastest Lap	On Lap
2:19.822	17	Troy HERFOSS (VIC)	Suzuki GSX-R	1:52.129	1
2:21.802	12	Ben ATTARD (QLD)	Aprilia RSV4	1:51.316	1
2:23.532	86	Beau BEATON (NSW)	Ducati 1198 R	1:48.911	1
3:05.020	27	Jamie STAUFFER (NSW)	Honda CBR-RR	1:47.685	1
3:56.382	17	Troy HERFOSS (VIC)	Suzuki GSX-R	1:36.560	2
4:17.855	14	Glenn ALLERTON (VIC)	BMW S 1000 RR	1:35.563	2
5:53.239	14	Glenn ALLERTON (VIC)	BMW S 1000 RR	1:35.384	3
18:02.335	14	Glenn ALLERTON (VIC)	BMW S 1000 RR	1:34.354	8

*Scott Laing*  
Chief Time Keeper - Scott Laing

*Peter Smith*  
Clerk of Course - Peter Smith



Computime Race Timing Systems Pty Ltd © 1996-2008  
Licensed to Computime Race Timing Systems

[www.computime.com.au](http://www.computime.com.au)

**COMPUTIME RACE TIMING SYSTEMS PTY LTD**

9 Timber Lane, Glen Waverley, Vic 3150. Ph : 0418 17 13 17

E-mail : [scott@computime.com.au](mailto:scott@computime.com.au)





February 25 - 27, 2011 Phillip Island, Australia

# SUPPORT CLASS RESULTS



QBE AUSTRALIAN SUPERBIKES / LINFOX PROSTOCK 1000



Date: 24/02/11  
Event: P04  
Weather: Partly cloudy - Temp: 18.6C  
Track: Dry - Temp: 47.5C

## Practice 1

Started at: 16:15:07  
Laps: 20 Min  
Starters: 32  
Printed at: 16:43

## SPLIT TIMES

Lap	Split 1	Split 2	Split 3	Lap Time	Lap	Split 1	Split 2	Split 3	Lap Time
<b>17a Sam HEATH (QLD) (23th)</b>					<b>33 Hamish McMURRAY (ACT) (31th)</b>				
1		2:37.296	28.616	1:55.818	1		3:00.640	32.214	2:13.912
2		4:23.230	<u>27.731</u>	1:45.049	2		5:03.124	30.789	2:01.059
3		6:08.103	28.140	1:45.282	3	37.671	46.888	29.884	1:54.443
4		7:54.298	28.128	1:46.183	4		8:51.614	29.546	1:52.804
5	35.676	42.501	28.068	1:46.245	5	36.734	45.282	29.309	1:51.325
6	34.971	42.350	27.990	1:45.311	6	37.186	45.101	29.192	1:51.479
7	<u>34.683</u>	<u>42.297</u>	27.822	<u>1:44.802</u>	7	<u>36.585</u>	<u>44.340</u>	<u>28.884</u>	<u>1:49.809</u>
8	36.818	45.333	2:03.328	3:25.479	8		16:14.994	29.164	1:50.385
9		18:29.505	28.269	1:53.511	9	36.711	46.772	29.203	1:52.686
10	35.039	42.365	28.315	1:45.719					
<b>3 Phil LOVETT (NSW) (17th)</b>					<b>35 John PHELAN (VIC) (19th)</b>				
1		2:12.592	29.075	1:59.796	1		1:59.017	27.904	1:56.834
2		3:57.780	27.784	1:43.897	2		3:42.934	27.365	1:43.378
3		5:40.824	<u>27.380</u>	<u>1:42.640</u>	3		5:26.090	<u>27.264</u>	<u>1:43.055</u>
4	34.495	41.972	27.734	1:44.201	4	35.278	<u>41.737</u>	27.414	1:44.429
5	<u>34.423</u>	<u>41.222</u>	27.926	1:43.571	5	<u>34.588</u>	41.865	27.456	1:43.909
6	35.398	41.460	27.527	1:44.385					
7	34.896	42.197	27.808	1:44.901	<b>38 Linden MAGEE (QLD) (15th)</b>				
8	35.457	41.454	27.622	1:44.533	1		2:06.443	28.688	1:57.412
9	34.564	41.668	27.712	1:43.944	2		3:51.214	27.317	1:43.400
10	34.586	41.364	27.881	1:43.831	3	34.177	40.882	<u>27.187</u>	1:42.246
<b>6 Robert BUGDEN (QLD) (6th)</b>					4	34.083	40.584	27.549	1:42.216
1		1:53.181	26.926	1:53.222	5	34.095	<u>40.515</u>	27.198	<u>1:41.808</u>
2	33.119	39.407	26.257	1:38.783	6	34.218	42.343	3:23.923	4:40.484
3		5:10.768	26.271	1:38.149	7	47.569	41.071	27.423	1:56.063
4	32.284	38.717	26.022	1:37.023	8	<u>34.049</u>	40.990	28.886	1:43.925
5		8:24.536	26.156	1:36.630	<b>43 Daniel MOULTON (VIC) (20th)</b>				
6	32.191	39.047	26.043	1:37.281	1		2:02.854	29.861	2:03.051
7	38.709	44.725	26.522	1:49.956	2		3:55.955	1:40.235	3:03.475
8	31.926	39.007	26.437	1:37.370	3	44.104	42.263	28.247	1:54.614
9	32.014	38.775	26.164	1:36.953	4		8:47.814	27.500	1:44.510
10	32.028	<u>38.428</u>	25.919	1:36.375	5	34.365	43.595	28.019	1:45.979
11		18:19.043	<u>25.837</u>	<u>1:36.253</u>	6		12:17.775	27.525	1:44.007
12	<u>31.888</u>	39.343	26.050	1:37.281	7	34.967	<u>41.076</u>	<u>27.434</u>	<u>1:43.477</u>
<b>11 Craig COXHELL (VIC) (5th)</b>					8	<u>34.353</u>	43.123	3:15.166	4:32.642
1		2:18.131	27.530	1:54.280	9		20:29.845	28.580	1:57.006
2		3:58.502	26.245	1:39.086	<b>45 Kris McLAREN (VIC) (10th)</b>				
3	32.446	38.663	25.747	1:36.856	1		2:59.569	26.799	1:51.729
4	32.965	39.179	1:28.749	2:40.893	2	33.424	39.569	26.520	1:39.513
5	45.873	42.055	26.744	1:54.672	3	32.787	39.347	26.295	1:38.429
6	32.706	39.180	25.870	1:37.756	4	<u>32.667</u>	39.400	<u>26.154</u>	<u>1:38.221</u>
					5	34.219	41.635	1:38.140	2:51.004

*Scott Laing*  
Chief Time Keeper - Scott Laing

*Peter Smith*  
Clerk of Course - Peter Smith

Computime Race Timing Systems Pty Ltd © 1996-2008  
Licensed to Computime Race Timing Systems


[www.computime.com.au](http://www.computime.com.au)

COMPUTIME RACE TIMING SYSTEMS PTY LTD

9 Timber Lane, Glen Waverley, Vic 3150. Ph : 0418 17 13 17

E-mail : [scott@computime.com.au](mailto:scott@computime.com.au)





February 25 - 27, 2011 Phillip Island, Australia

# SUPPORT CLASS RESULTS



# QBE

## QBE AUSTRALIAN SUPERBIKES / LINFOX PROSTOCK 1000



Date: 24/02/11  
Event: P04  
Weather: Partly cloudy - Temp: 18.6C  
Track: Dry - Temp: 47.5C

### Practice 1

Started at: 16:15:07  
Laps: 20 Min  
Starters: 32  
Printed at: 16:43

### SPLIT TIMES

Lap	Split 1	Split 2	Split 3	Lap Time	Lap	Split 1	Split 2	Split 3	Lap Time
7	32.066	39.553	25.922	1:37.541	6	42.895	41.422	27.428	1:51.745
8	31.996	39.577	25.816	1:37.389	7	34.420	40.120	26.571	1:41.111
9	32.065	<b>38.312</b>	25.834	<b>1:36.211</b>	8	32.872	<b>39.162</b>	26.473	1:38.507
10	<b>31.794</b>	38.935	<b>25.714</b>	1:36.443	9	32.979	39.347	1:08.459	2:20.785
11		19:53.005	25.720	1:36.217	10	39.969	40.068	27.549	1:47.586
<b>12 Ben ATTARD (QLD) (8th)</b>					<b>47 Wayne MAXWELL (VIC) (2nd)</b>				
1		1:55.048	26.754	1:51.316	1		2:38.976	5:34.774	6:55.774
2	32.752	39.851	26.515	1:39.118	2	42.775	42.495	4:41.052	6:06.322
3		5:12.545	26.310	1:37.935	3	39.261	39.368	25.747	1:44.376
4	<b>32.518</b>	38.707	26.001	1:37.226	4	31.524	38.742	<b>25.320</b>	1:35.586
5		8:31.100	2:27.953	3:42.972	5	<b>31.207</b>	<b>37.582</b>	25.806	<b>1:34.595</b>
6		12:20.496	26.455	1:47.898					
7	<b>32.518</b>	<b>38.279</b>	<b>25.910</b>	<b>1:36.707</b>					
<b>14 Glenn ALLERTON (VIC) (1st)</b>					<b>49 Garry VAN DIGGELE (NSW) (24th)</b>				
1		2:15.815	26.477	1:49.045	1		2:14.569	30.138	2:04.431
2		3:52.259	25.596	1:35.563	2	36.392	42.228	28.181	1:46.801
3		5:27.385	25.854	1:35.384	3		6:02.427	28.423	1:59.342
4	32.273	40.203	1:54.722	3:07.198	4		7:49.479	28.384	1:47.013
5	37.644	38.135	25.828	1:41.607	5	1:31.037	43.701	28.460	2:43.198
6	31.611	38.830	2:53.625	4:04.066	6		12:20.134	29.066	1:48.139
7	38.320	37.918	25.633	1:41.871	7	36.045	42.984	28.404	1:47.433
8	<b>31.290</b>	<b>37.619</b>	<b>25.445</b>	<b>1:34.354</b>	8	36.838	42.472	28.518	1:47.828
					9	<b>35.623</b>	<b>42.061</b>	<b>27.857</b>	<b>1:45.541</b>
					10		19:28.790	28.554	1:47.342
					11		21:15.850	28.583	1:47.089
<b>15 Ben NICOLSON (VIC) (30th)</b>					<b>50 John ROSS (NZ) (27th)</b>				
1		2:16.101	29.520	2:02.619	1		3:14.565	32.231	2:10.939
2	37.812	44.247	28.816	1:50.875	2		5:20.659	29.384	2:03.247
3		5:56.451	28.851	1:48.806	3	39.623	45.170	28.982	1:53.775
4		7:44.571	1:25.368	2:44.637	4	37.955	44.497	29.216	1:51.668
5	49.788	43.840	29.046	2:02.674	5	38.232	44.701	29.421	1:52.354
6	<b>36.669</b>	<b>43.509</b>	<b>28.553</b>	<b>1:48.731</b>	6	38.263	45.366	29.333	1:52.962
					7	38.588	44.119	28.514	1:51.221
					8	36.958	43.053	28.316	1:48.327
					9	36.768	42.658	<b>27.480</b>	1:46.906
					10	<b>35.958</b>	<b>42.300</b>	28.152	<b>1:46.410</b>
<b>17 Troy HERFOSS (VIC) (3rd)</b>					<b>52 Ryan YANKO (QLD) (28th)</b>				
1		1:53.201	26.621	1:52.129	1		2:15.117	30.633	2:04.752
2	32.204	38.509	25.847	1:36.560	2	36.903	45.593	4:05.694	5:28.190
3		5:06.726	26.693	1:37.037	3	44.620	44.108	29.408	1:58.136
4	31.717	38.206	25.735	1:35.658	4	36.074	42.673	<b>28.458</b>	<b>1:47.205</b>
5		8:28.658	25.767	1:45.348	5	<b>35.021</b>	<b>42.343</b>	2:28.458	3:45.832
6	<b>31.423</b>	38.494	25.748	1:35.665	6	47.945	43.065	28.669	1:59.720
7	33.709	41.222	3:03.490	4:18.421					
8		16:06.437	26.067	1:43.993					
9	31.658	<b>37.958</b>	25.546	1:35.162					
10		19:17.171	<b>25.496</b>	<b>1:35.001</b>					
11		20:59.624	25.853	1:42.810					

*Scott Laing*  
Chief Time Keeper - Scott Laing

*Peter Smith*  
Clerk of Course - Peter Smith




Computime Race Timing Systems Pty Ltd © 1996-2008  
Licensed to Computime Race Timing Systems

[www.computime.com.au](http://www.computime.com.au)

**COMPUTIME RACE TIMING SYSTEMS PTY LTD**  
9 Timber Lane, Glen Waverley, Vic 3150. Ph : 0418 17 13 17  
E-mail : [scott@computime.com.au](mailto:scott@computime.com.au)





February 25 - 27, 2011 Phillip Island, Australia

# SUPPORT CLASS RESULTS



# QBE

## QBE AUSTRALIAN SUPERBIKES / LINFOX PROSTOCK 1000



Date: 24/02/11  
Event: P04  
Weather: Partly cloudy - Temp: 18.6C  
Track: Dry - Temp: 47.5C

### Practice 1

Started at: 16:15:07  
Laps: 20 Min  
Starters: 32  
Printed at: 16:43

### SPLIT TIMES

Lap	Split 1	Split 2	Split 3	Lap Time	Lap	Split 1	Split 2	Split 3	Lap Time	
					7	35.212	42.849	29.406	1:47.467	
<b>18 Ben HENRY (QLD) (9th)</b>										
1				1:53.230	<b>54 Adam CHRISTIE (SA) (13th)</b>					
2				1:40.441	1	2:17.771	27.862		1:56.474	
3				1:38.400	2	4:02.195	27.805		1:44.367	
4				1:37.666	3	5:45.622	4:11.620		5:27.242	
5				<u>1:37.597</u>	4	42.109	40.798	27.018	1:49.925	
6				1:37.954	5	<u>33.536</u>	<u>39.955</u>	26.610	<u>1:40.101</u>	
7				1:38.378	6	33.804	40.559	26.954	1:41.317	
8				1:38.286	7		16:22.515	<u>26.601</u>	1:40.531	
9				1:38.270	8	33.587	40.256	1:18.200	2:32.043	
					9	39.640	42.719	27.063	1:49.422	
<b>20 Matthew WALTERS (NSW) (14th)</b>					<b>55 Brett KITCHIN (QLD) (18th)</b>					
1	2:06.096	29.879	2:03.139		1				1:43.872	
2	3:54.309	27.340	1:45.674		2				<u>1:42.809</u>	
3	33.820	<u>40.497</u>	27.118	1:41.435	3				1:43.838	
4	33.577	41.169	27.070	1:41.816	4				9:19.192	
5	34.395	40.684	1:31.486	2:46.565	5				1:51.780	
6	49.043	43.390	27.316	1:59.749	6				1:59.907	
7	<u>33.444</u>	40.663	27.176	<u>1:41.283</u>	<b>58 Anthony QUINN (NSW) (26th)</b>					
8	39.271	51.202	3:31.708	5:02.181	1	2:24.676	30.196	2:06.890		
9	42.011	40.920	<u>27.042</u>	1:49.973	2	4:14.074	28.547	1:47.749		
<b>22 Nathan HOUTERMAN (QLD) (29th)</b>					3	6:01.790	28.532	1:47.701		
1	2:13.782	31.373	2:09.310		4		7:56.017	2:12.222	3:37.917	
2	38.598	45.276	29.380	1:53.254	5	48.827	43.184	29.093	2:01.104	
3		5:59.622	29.389	1:50.602	6	35.870	42.777	<u>28.493</u>	1:47.140	
4		7:49.671	29.120	1:49.780	7	<u>35.492</u>	<u>42.081</u>	28.591	<u>1:46.164</u>	
5	36.669	43.654	29.130	1:49.453	8	35.685	42.157	28.680	1:46.522	
6	36.143	43.563	28.906	1:48.612	<b>64 Chris KNOX (NSW) (22th)</b>					
7	35.902	<u>43.252</u>	28.747	<u>1:47.901</u>	1	2:14.342	30.437	2:04.775		
8	<u>35.535</u>	45.168	<u>28.704</u>	1:49.407	2	4:02.030	<u>27.594</u>	1:44.845		
9	36.079	43.660	31.534	1:51.273	3		5:46.895	28.125	1:45.396	
10		18:47.143	28.798	1:50.504	4		<u>34.333</u>	<u>42.538</u>	27.803	<u>1:44.674</u>
11		20:35.799	28.928	1:48.786	5		34.677	43.556	28.314	1:46.547
<b>23 Scott YATES (NSW) (25th)</b>					6		34.550	43.676	28.130	1:46.356
1	2:55.509	28.391	2:03.535		7		34.619	44.595	29.025	1:48.239
2	4:44.512	28.065	1:48.677		8		34.725	42.922	27.890	1:45.537
3	6:31.606	28.049	1:47.078		9			16:23.628	27.921	1:45.176
4	8:18.169	<u>27.716</u>	1:46.230		10		35.091	44.816	28.196	1:48.103
5	<u>34.979</u>	44.310	4:31.340	5:50.629	11			19:58.633	28.809	1:47.790
6		16:11.368	28.192	2:03.046	<b>65 Cru HALLIDAY (NSW) (12th)</b>					
7	35.355	<u>42.701</u>	27.758	<u>1:45.814</u>						

*Scott Laing*  
Chief Time Keeper - Scott Laing

*Peter Smith*  
Clerk of Course - Peter Smith



Computime Race Timing Systems Pty Ltd © 1996-2008  
Licensed to Computime Race Timing Systems  
[www.computime.com.au](http://www.computime.com.au)  
**COMPUTIME RACE TIMING SYSTEMS PTY LTD**  
9 Timber Lane, Glen Waverley, Vic 3150. Ph : 0418 17 13 17  
E-mail : [scott@computime.com.au](mailto:scott@computime.com.au)





February 25 - 27, 2011 Phillip Island, Australia

# SUPPORT CLASS RESULTS



# QBE

## QBE AUSTRALIAN SUPERBIKES / LINFOX PROSTOCK 1000



Date: 24/02/11  
Event: P04  
Weather: Partly cloudy - Temp: 18.6C  
Track: Dry - Temp: 47.5C

### Practice 1

Started at: 16:15:07  
Laps: 20 Min  
Starters: 32  
Printed at: 16:43

### SPLIT TIMES

Lap	Split 1	Split 2	Split 3	Lap Time	Lap	Split 1	Split 2	Split 3	Lap Time
<b>26 Michael JEFFERY (NSW) (21th)</b>									
1		2:31.485	28.846	1:55.853	2		3:39.356	<b>26.585</b>	1:39.684
2		4:18.464	28.642	1:46.775	3		5:19.288	26.645	1:39.992
3		6:05.166	28.043	1:46.103	4	33.513	<b>39.675</b>	26.883	1:40.071
4		7:50.221	28.586	1:45.598	5		8:38.384	26.673	<b>1:39.053</b>
5	36.921	42.438	27.972	1:47.331	6	33.935	40.853	2:06.191	3:20.979
6	35.263	<b>41.537</b>	<b>27.953</b>	1:44.753	7	43.969	40.111	26.744	1:50.824
7	35.000	41.979	27.975	1:44.954	8	<b>33.025</b>	45.763	26.635	1:45.423
8	<b>34.909</b>	41.693	28.000	<b>1:44.602</b>	9	33.161	40.457	1:12.451	2:26.069
					10		19:50.590	26.835	1:49.073
<b>27 Jamie STAUFFER (NSW) (4th)</b>									
1		2:38.798	26.222	1:47.685	<b>68 Andrew ORD (VIC) (16th)</b>				
2		4:15.697	3:12.557	4:23.234	1		2:08.443	28.313	2:01.223
3		8:47.262	25.970	1:44.978	2		3:54.679	27.776	1:45.699
4	32.190	<b>38.397</b>	<b>25.753</b>	1:36.340	3	34.694	40.910	27.353	1:42.957
5	31.707	38.537	2:22.861	3:33.105	4	<b>33.679</b>	<b>40.721</b>	27.652	<b>1:42.052</b>
6	39.990	38.679	25.767	1:44.436	5	34.516	40.904	27.487	1:42.907
7	<b>31.499</b>	38.406	26.877	1:36.782	6	34.237	41.119	<b>27.299</b>	1:42.655
8	31.679	38.498	25.873	<b>1:36.050</b>	7	36.811	41.407	27.333	1:45.551
<b>32 Cole ODENDAAL (NSW) (11th)</b>									
1		2:28.583	27.550	1:52.432	<b>86 Beau BEATON (NSW) (7th)</b>				
2	33.210	39.765	27.278	1:40.253	1		1:57.432	26.100	1:48.911
3		5:48.551	26.546	1:38.711	2		3:34.531	<b>25.894</b>	1:36.893
4	<b>32.887</b>	<b>39.041</b>	<b>26.362</b>	<b>1:38.290</b>	3		5:10.844	25.977	1:36.396
5	33.231	2:21.902		2:55.133	4	32.032	<b>38.295</b>	25.960	<b>1:36.287</b>
6	55.081	52.629	31.777	2:19.487	5		8:31.574	2:27.975	3:46.441
7	36.083	1:04.312	27.350	2:07.745	6		12:20.096	26.339	1:46.886
8	33.690	40.326	26.625	1:40.641	7	31.994	38.426	26.002	1:36.422
9	33.012	39.559	26.944	1:39.515	8	<b>31.930</b>	39.094	26.278	1:37.302
					9	32.454	38.964	26.183	1:37.601
					10	32.054	38.504	26.418	1:36.976
<b>99 Doug HALL (VIC) (32th)</b>									
					1		<b>2:27.444</b>	<b>30.457</b>	<b>2:05.007</b>

*Scott Laing*  
Chief Time Keeper - Scott Laing

*Peter Smith*  
Clerk of Course - Peter Smith



Computime Race Timing Systems Pty Ltd © 1996-2008  
Licensed to Computime Race Timing Systems

[www.computime.com.au](http://www.computime.com.au)

**COMPUTIME RACE TIMING SYSTEMS PTY LTD**

9 Timber Lane, Glen Waverley, Vic 3150. Ph : 0418 17 13 17

E-mail : [scott@computime.com.au](mailto:scott@computime.com.au)

